

STUDENT USER MANUAL

Revision 3



Our Mission

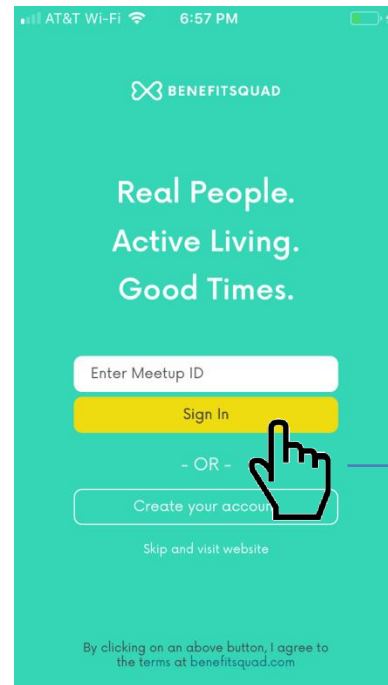
“ Our mission is to give you access to the best instructors from around the world. We offer both live and recorded classes that can be taken in the privacy and convenience of your own home.

How it works (step by step)

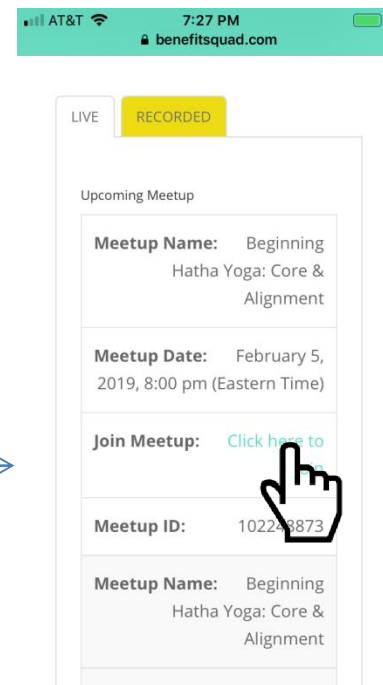
1. **Book** a ticket to a class or subscribe to an instructor at www.benefitsquad.com or using the app
2. **Download** our free app to your mobile device at <https://benefitsquad.com/download/> or at the app store on a mobile device such as an iPad
3. **Join** the video meetup 10 to 15 minutes before the set time
 1. Open the mobile app
 2. Click on the **Sign In** button and login
 3. Click on the *Click here to Join* link
 4. The video meetup will begin automatically and wait for your instructor to start the class
 5. Enter your name and click on the Call using Internet Audio button if prompted, you may also be asked to allow the app to **access your device camera** for the interactive video

How it works (mobile app)

Click on Sign In

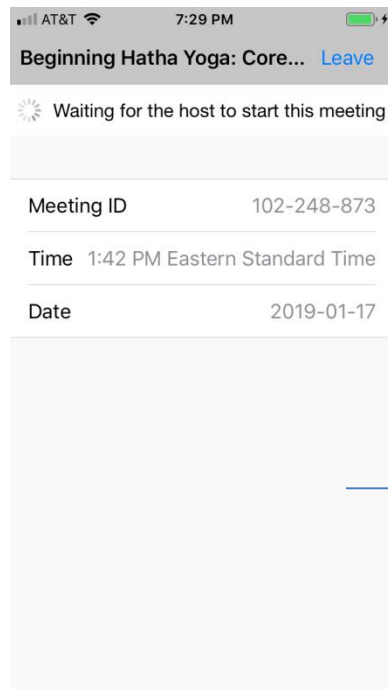


Click here to Join

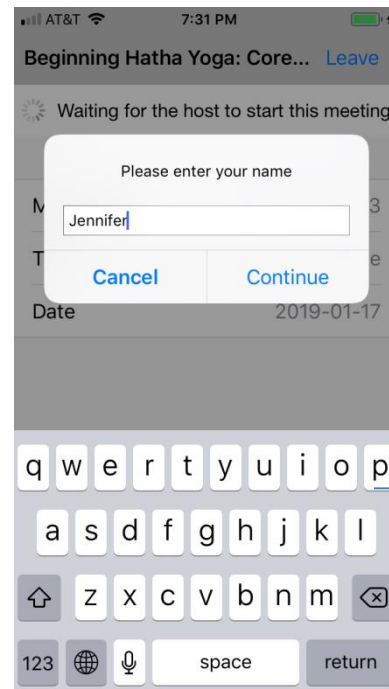


How it works (mobile app)

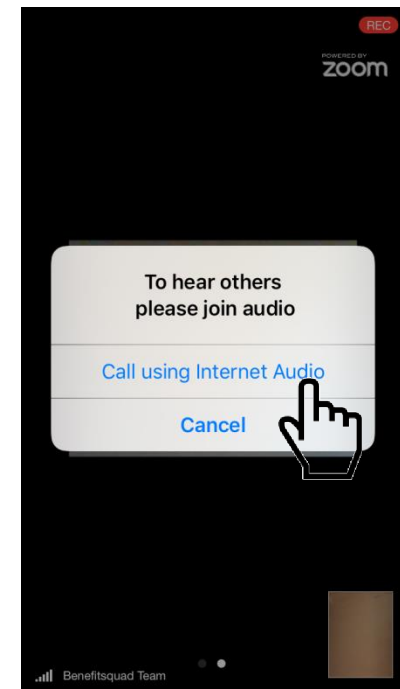
Wait for Instructor




Enter Name



Call using Internet Audio



Default Student View



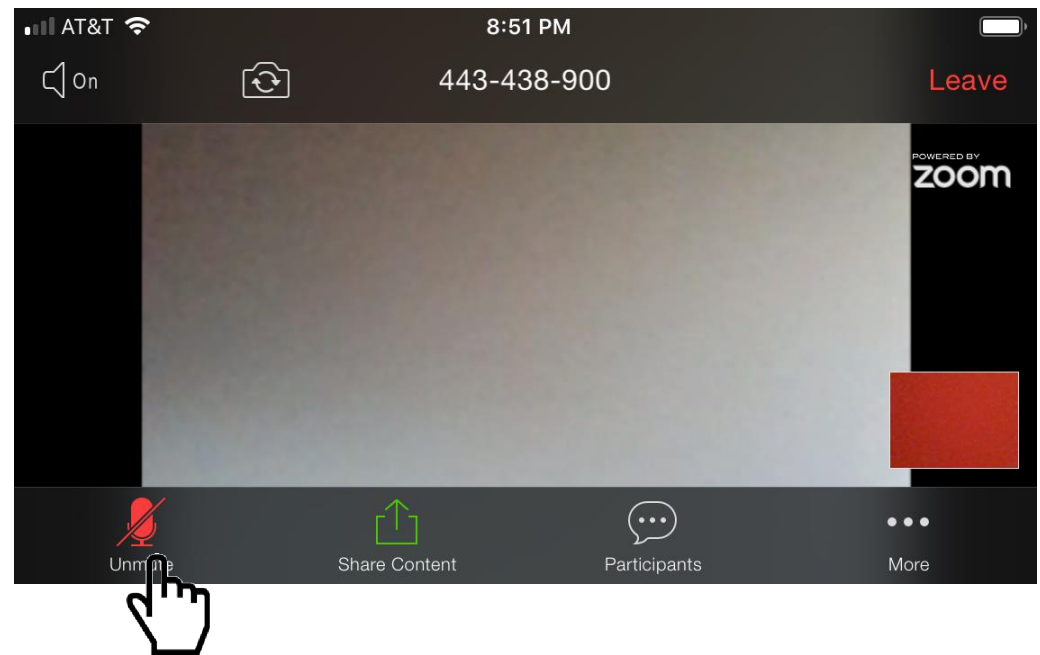
Hardware

1. Use a mobile device (iPad or tablets are recommended)
2. Set the device approximately 6 to 10 feet away
3. A bluetooth earpiece is optional and can improve the audio experience



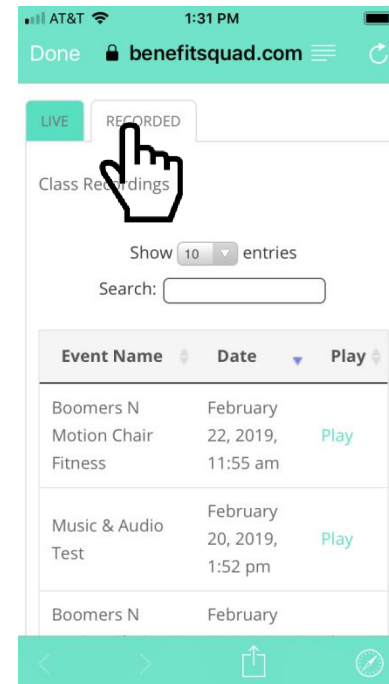
Mute or Unmute

1. Tap on the screen and a Mute button will show
2. If the Mute icon is red, that means you are muted
3. If you want to talk to your instructor, make sure to unmute to your audio
4. If you want to have a more private experience or if you have a noisy background, you can mute your audio



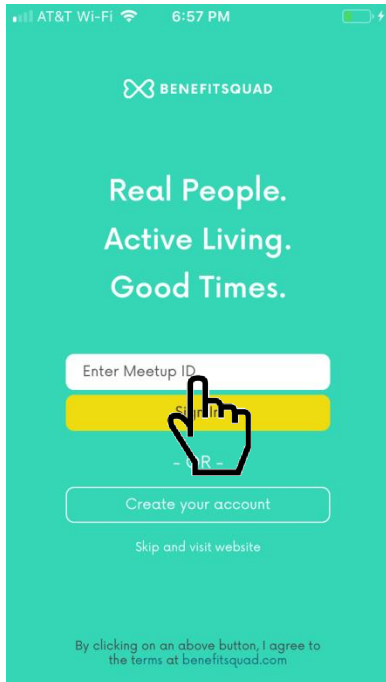
Recordings

1. All of your classes will automatically be stored for you on our site
2. Just click the Recorded tab
3. If you missed a class, you can watch the recording anytime!

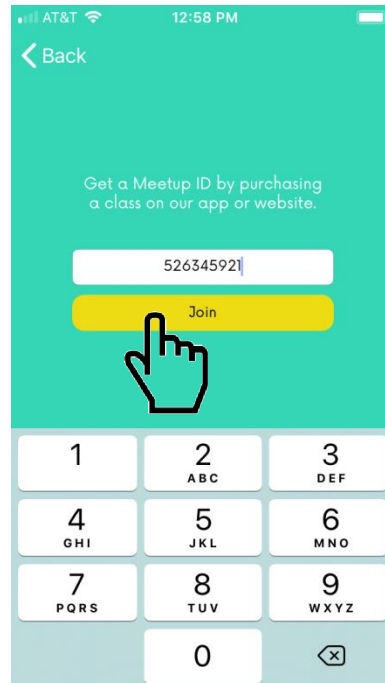


Troubleshooting?

Click Meetup ID

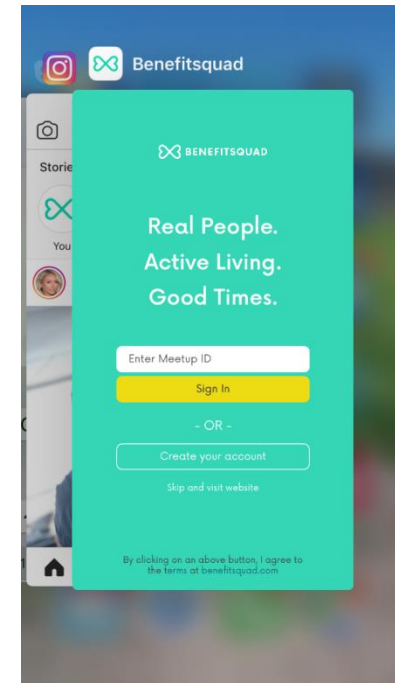


Manually type in the 9 digit Meetup ID



OR

Double press on your device home button and swipe up on the app, to force shutdown the app. Then re-open app



Questions?

- “ Visit our site <https://benefitsquad.com/>
- “ Email us at welcome@benefitsquad.com
- “ Thanks!